

Measurements: Volts, Amps, Power (real, reactive, apparent), Power Factor, K-factor, harmonics (individual, odd, even, TDD, THD), demands, energy, frequency, unbalance, impedance, sequence components and phase angle. Includes many per-phase & total parameters, for over 2000 measurements.

Local Indication: Optional detached display M570DA or M870D

Serial Ports & Protocols: One RS-232 RJ11 and two Configurable RS-232/RS-485 ports. Modbus, DNP3, and ZMODEM protocols supported simultaneously.

Current Inputs: Six inputs measures two buses. Selectable CT ratios. Four signal input ranges available: 5A nominal to 100A max, 1 or 5A nominal to 20A max, 5A nominal to dual range 20A/100A max, or 1A nominal to dual range 4A/20A max.

Voltage Inputs: Eight inputs, measures two buses. Field selectable scaling of PT ratios. Nominal 120 V ac up to 600 V peak to ground.

Auxiliary Power: Wide-range universal power supply, VD13, nominal 24-250V dc/69-240V ac.

Optional Ethernet & Protocols: 10BaseT/100BaseTX RJ45 port (E1), or with added 10Mb (10BaseFL – E2) or 100Mb (100BaseFX – E3) fiber optic port. UCA2, DNP3 TCP/IP, DNP3 UDP, MODBUS TCP/IP, telnet, and FTP protocols supported simultaneously.

Optional Digital I/O: D4 has four inputs (0-150V dc range) and four outputs.

Optional IRIG-B and Transducer Input: IR1 is IRIG-B input via BNC connector that accepts both modulated and demodulated signals. IR1 with TI4 provides additional four transducer inputs in 0-1mA, 4-20mA or 0-10V dc ranges.

UL/CE Certification: UL/CSA recognized and CE marked.

Mechanical: 11.5" (292mm) W x 5.2" (132mm) H x 5.9" (150mm) D



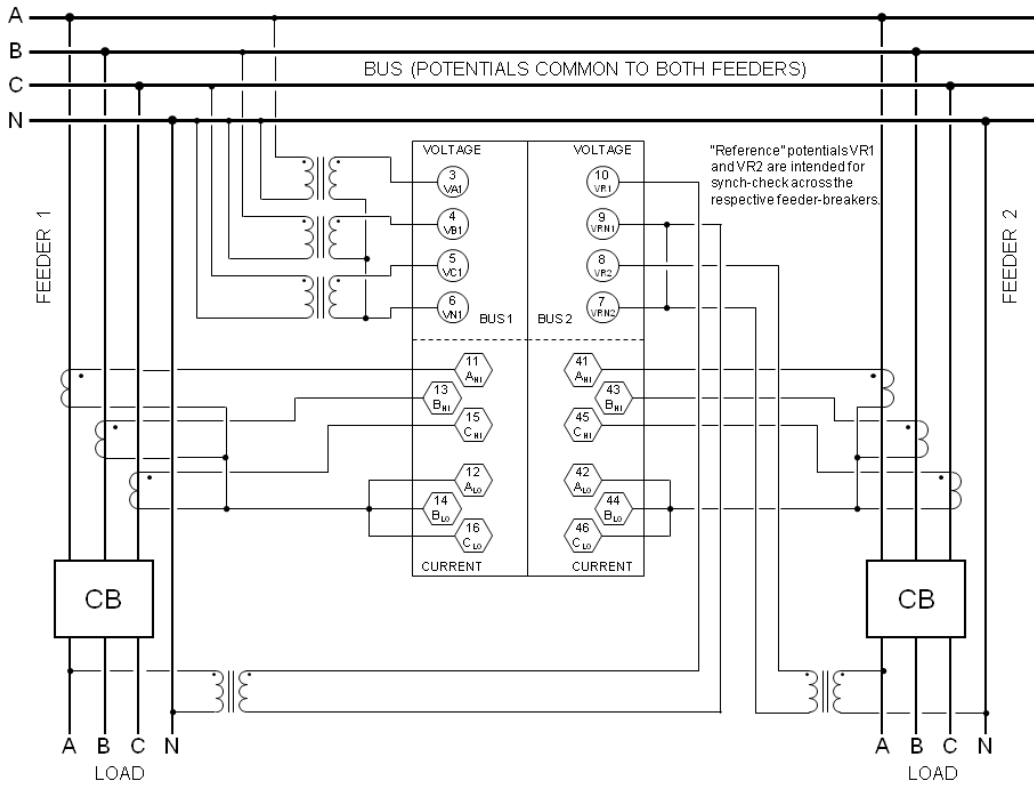
M572 Compact IED Dual Line

Order Number = Base Model + 8 Option Codes		
Base Model	M572	
Optional Functions	Price Adder	Option Codes
Auxiliary Power		
VD13 Universal	NO	2
Digital i/O		
None	NO	0
D4 4 Input/4 Output	YES	1
Ethernet		
None	NO	0
E1 Ethernet	YES	1
E2 Ethernet	YES	2
E3 Ethernet	YES	3
Flash Memory		
1MB	NO	0
256MB	YES	2
512MB	YES	4
Transducer and IRIG-B		
None	NO	0
IR1 IRIG-B with BNC	YES	1
IR1-TI4w IRIG-B with 0-1mA input	YES	2
IR1-TI4v IRIG-B with 4-20mA input	YES	3
IR1-TI4u IRIG-B with 0-10V dc input	YES	4
Option Position 5-6		
Future	NO	0
Signal Input		
S54 UL/CE 20A Max	NO	1
S53 UL/CE 100A Max	YES	2
S56 UL/CE 20A/100A Max	YES	3
S57 UL/CE 4A/20A Max	YES	4
Firmware revision		
Latest Available	NO	X

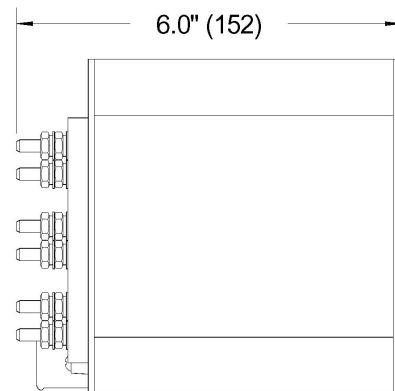
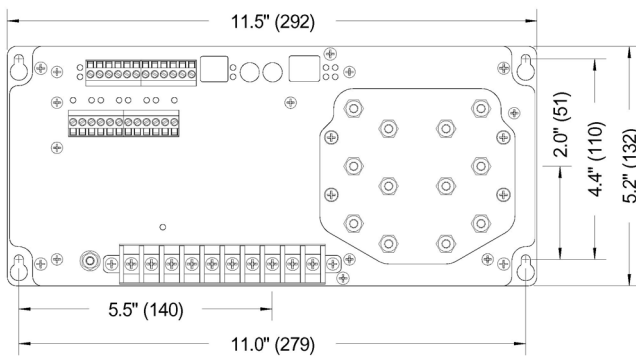
Build order number by selecting base model (M572) and adding one option code from each category (must select 0 for each of 2 future positions). The minimum selection is M57220000001X.



3-Element, 4-Wire, Wye Dual Feeder Configuration



Typical Wiring Diagram - refer to M57x User Manual for other diagrams



Overall Dimensions

Contact: